



BUG FREE

GRAINS

Stored Product Solutions



PROTECTING
 POST-HARVEST GRAINS
 from Stored Product Insects

Table of Contents

- Why Treat Stored Grains?**
 - The Economic Advantage 3
 - The Impact of Infestations 4
- Target Insect Species** 5-6
- Post-Harvest Commodity Storage**
 - Using S.L.A.M. 7
 - Sites to Treat 7
 - Insect Control and FSMA..... 8
 - Sidebar Feature: Location-Based Considerations – Grain Weevils 8
- Treating Stored Grains**
 - Sanitation 9
 - Treating Empty Bins and Cleaning Equipment Prior to Harvest 9
 - Treating Grains During Loading 10
 - Treating Existing Infestations 10
 - Sidebar Feature: Tips & Tricks for Treating Grains 10
- Our Products**
 - Insect Growth Regulators 11
 - Combination Products..... 12
 - Adulticides..... 13
 - Synergists 14
 - Tank Mixes 14
- Addendum**
 - Specimen labels

Meet Central Life Sciences

Central Life Sciences is dedicated to improving the health, well-being and the protection of companion animals, economic animals, plants, stored grains and the environment. To enhance the quality of life through products that are researched and developed in a scientific environment, we create trusted consumer and professionally-applied goods to control economic, nuisance and disease-carrying insects throughout their life cycles.

Let's Protect Grains Together

Protecting the harvest from the ravaging damage and profit loss caused by insects has been an ongoing concern of agricultural professionals for centuries.

Procuring the right lineup of insect control procedures and products is an essential element of protection. That's why Central Life Sciences has developed a unique grouping of products that work to control insects in grain from start-to-finish that we call the **"Bug Free Grains Stored Product Solutions"**.

The Bug Free Grains lineup includes a variety of products such as insect growth regulators, synergists and insecticides. Designed for use during the sanitation and grain storage process, these products are available in different formulations that allow for an array of application methods.





The Economic Advantage

It is estimated that the **U.S. agriculture industry loses upwards of \$2.5 billion a year** as a result of stored grains lost to insect infestations. That economic loss can be felt throughout the grain storage process as insects interfere with grain quality and the ability to move that grain into the market. As a result, Ag professionals sacrifice revenues and their return on investment while the country's population loses food.

Up to 10% of the U.S. grain crop gets destroyed every year because of post-harvest insect infestations. The longer commodities are held in storage, the greater the risk of stored product insect infestations. Since the commodity market determines the amount of time grain will be stored, operators need to have a system in place to ensure grain protection.

To protect the commodities as well as profits, it is essential for operators to treat grains and follow **best practices for sanitation, loading, aeration and monitoring (S.L.A.M.)**. The S.L.A.M. post-harvest integrated pest management (IPM) strategy is a systems approach to maximize grain quality. To learn more about how S.L.A.M. works, turn to the Post-Harvest Commodity Storage section of this guide.

The Impact of Infestations



*In laboratory setting

Lesser Grain Borer



Measuring about 1/8" long, this brown/black borer has a cylindrical body and a head that is not visible from above. A voracious feeder and strong flier, it bores into grain kernels and is capable of rapidly spreading infestations. Larvae are white, c-shaped and feature three pairs of small legs.

LIFE CYCLE: Variable based on temperature, minimum 25 days

SIGN OF INFESTATION: Live adult insects; fragmented kernels; powdery residue; appearance of "shot hole" in grain; a sweet musty odor

RECOMMENDED PRODUCTS: Diacon® IGR PLUS, PBO-8® Synergist, Diacon® IGR, Diacon®-D IGR, Pyronyl™ Crop Spray, Centynal™ EC Insecticide

Red Flour Beetle



Generally classified as a scavenger, this reddish-brown beetle feeds on broken or damaged grains during its immature stages. A common pest in mills and warehouses, it measures 1/8" long.

LIFE CYCLE: Egg to adult within 30 days; can live up to 18 months

SIGN OF INFESTATION: Live adult insects; pungent odor, nauseous taste and potentially pink coloration in infested foods

RECOMMENDED PRODUCTS: Diacon® IGR PLUS, Diacon® IGR, Diacon®-D IGR, Centynal™ EC Insecticide, Pyronyl™ Crop Spray

Rice Weevil




This small snout beetle feeds on whole and broken kernels and can infest grain in fields. With dull red-brown or black coloring, it features markings, functional wings and a densely pitted thorax. It measures about 3/32"-1/8" long.

LIFE CYCLE: Minimum 28 Days

SIGN OF INFESTATION: Live adult weevils; damaged grains with "shot hole" appearance

RECOMMENDED PRODUCTS: Diacon® IGR PLUS, Diacon®-D IGR, Centynal™ EC Insecticide, Pyronyl™ Crop Spray

Saw-toothed Grain Beetle



A secondary pest of oats, wheat, barley and animal feed, this flightless beetle has a brown, flattened body measuring 1/10"-1/8". It features distinctive saw-tooth projections on the sides of its thorax and cockroach-like running legs.

LIFE CYCLE: Minimum 28 days

SIGN OF INFESTATION: Overheated grains; visible population buildup

RECOMMENDED PRODUCTS: Diacon® IGR PLUS, Diacon® IGR, Diacon®-D IGR, Centynal™ EC Insecticide, Pyronyl™ Crop Spray

Indian Meal Moth



Featuring a distinctive rusty brown or bronze color on its wing tips, this small brownish moth can be found in many types of pantry foods in addition to processing and storage facilities. It measures about 3/8" long with a wingspan ranging from 1/2" to 3/4". Larvae are off-white with brown heads, and measure about 2/3" long.

LIFE CYCLE: Minimum 42 days; adult moths do not feed and typically die within a week after laying eggs

SIGN OF INFESTATION: Dense webbing produced by larvae on food fragments; flying adults present in the vicinity of grain bins; larvae climbing up walls

RECOMMENDED PRODUCTS: Diacon® IGR PLUS, Diacon® IGR, Diacon®-D IGR, Centynal™ EC Insecticide, Pyronyl™ Crop Spray

Granary Weevil



This flightless weevil feeds on whole and broken kernels and has a cylindrical, shiny body that measures between 1/16" to 1/8". It is cold tolerant and features a long head with a distinct snout, ridged wing-covers and a thorax marked with oval pits.

LIFE CYCLE: Minimum 28 days

SIGN OF INFESTATION: Live adult weevils; damaged grains with "shot hole" appearance

RECOMMENDED PRODUCTS: Diacon® IGR PLUS, PBO-8® Synergist, Diacon® IGR, Diacon®-D IGR, Centynal™ EC Insecticide, Pyronyl™ Crop Spray

Confused Flour Beetle



This flightless, reddish-brown beetle feeds primarily on grain dust, broken kernels and the milled grains in flour and cereal. It measures approximately 1/8" long and has an antenna that gradually expands towards its end.

LIFE CYCLE: Minimum 42 days; can live up to 18 months

SIGN OF INFESTATION: Live adult insects; foul odor and taste in infested product; shed skins and fecal matter

RECOMMENDED PRODUCTS: Diacon® IGR PLUS, Diacon® IGR, Diacon®-D IGR, Centynal™ EC Insecticide, Pyronyl™ Crop Spray



Using S.L.A.M.

An IPM strategy using **S.L.A.M.** depends on the proper selection of crop varieties, production and harvest practices, grain handling equipment, drying systems and storage management. The objective is to protect the quality of grains from weather, rodents, insects and molds through four simple steps.

Sanitation refers to keeping storage facilities clean and repaired. This can include fixing holes and cracks, cleaning out all grains from previous years and treating empty bins. This is a crucial step when it comes to starting your post-harvest storage off right.

Loading must be done strategically. To improve air circulation, grain should be evenly spread as it enters the storage facility. If desired, insect control products can be distributed through the grain as it is loaded into the storage site.

Aeration lowers the grain's temperature and reduces moisture, which in turn, slows down insect reproduction rates, mold growth and more. Aeration is necessary, as warm, moist grain is an ideal habitat for insects.

Monitoring your sanitation, loading, aeration and treatment techniques is essential to tracking the efficacy of your IPM program. Regularly probe and screen grains, and set up insect traps to identify pests. Adjust techniques based on monitoring.

Source: <http://www.fda.gov/Food/GuidanceRegulation/FSMA/ucm334115.htm>



Insect Control & FSMA

The Food Safety Modernization Act (FSMA) has established Current Good Manufacturing Practices (CGMPs) for both human food and animal food production. According to official regulations, all covered facilities must implement a food safety system that includes the following:

- HAZARD ANALYSIS:** Identification of foreseeable chemical, biological and physical hazards, including injurious insects.
- PREVENTATIVE CONTROLS:** Measures that ensure the prevention or minimization of identified hazards.
- OVERSIGHT AND MANAGEMENT OF PREVENTATIVE CONTROLS:** Monitoring the efficacy of preventative controls, verifying control methods and creating a recall plan.

GRAIN WEEVILS

Because of the way weevils transform from egg to adult isolated inside the grain kernel, they can be a difficult insect to control. Plus, weevils have developed a resistance to pyrethroids in some regions. As a result, stored product insect treatments for weevils vary by region.

Pacific Northwest

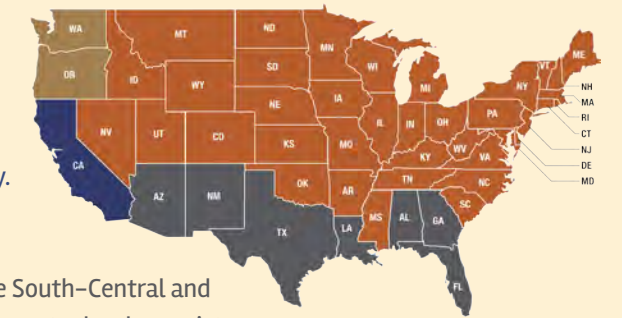
Grain weevils are rare in the Pacific Northwest, but they've been known to find harborages in some grain storage facilities. In this region, we recommend observing suspected weevil infested grain before deciding upon treatment methods.

California

Grain weevils are common in California, but they aren't widely dispersed and do not cause field infestations. Further, weevils in this region do not seem to have developed pyrethroid resistance. As a result, operators can freely use pyrethroid insecticides without worry.

Southern United States

Grain weevils are found throughout fields and grain facilities in the South-Central and Southeastern parts of the U.S. In these regions, they have been known to develop resistance to pyrethroid insecticides. Fortunately, Bug Free Grains offers alternative product solutions.




Regional Considerations

Sites to Treat*


STORAGE BINS




SILOS




WAREHOUSES



GRAIN ELEVATORS



GROUND PILES



The Formula for successfully treating Stored Grains

SANITATION

It is important to take a sample as grain comes in and hold it to see if insects emerge due to field infestations. The success of an IPM program that includes S.L.A.M. is largely dependent on steps taken before grain is even loaded into storage.

TREATING EMPTY BINS AND CLEANING EQUIPMENT PRIOR TO HARVEST

Begin by cleaning empty bins thoroughly to ensure that the storage facility is free of leftover grains from previous year(s). Clean harvest equipment, augers and belts to eliminate potential infestations from old insect infested grain. Next, treat bins and equipment with a tank-mix combination of Diacon® IGR and Centynal™ EC Insecticide or Diacon® IGR PLUS by itself. Using a low-pressure sprayer, apply your formula of choice as a surface, spot and crack-and-crevice treatment both inside and outside of bins.



TREATING GRAINS DURING LOADING

Set up product application equipment prior to the loading of grains. As grain is loaded into facilities, calibrate equipment to allow a uniform distribution of grain protectants. Grains can be treated with a tank-mix combination of Diacon® IGR and Centynal™ EC Insecticide or Diacon® IGR PLUS by itself for knockdown of existing insects and protection against future generations.



TREATING EXISTING INFESTATIONS

If the infested grain is already in storage, fumigate with an EPA registered fumigant to eliminate the infestation. Following fumigation, if possible, turn the grain and treat with a tank-mix combination of Diacon® IGR and Centynal™ EC Insecticide or Diacon® IGR PLUS alone. The best way to prevent infestation is to treat the commodity in the grain stream as it is being placed into the storage facility.



Tips & Tricks for Treating Grains

After years of working closely with customers to understand their stored grain application challenges, Central Life Sciences has gathered some tips and tricks to help you get the most benefits from our products.

- Keep a daily record of applications to stored grain. Using either a digital or paper record, write down the date, amount of grain treated and amount of chemical used.
- Proper droplet size during product application will help eliminate drift. Droplets should be coarse or very coarse, measuring at least 157–360 microns.
- Select the correct nozzle type to control spray droplet size; a flat-fan or cone nozzle with a coarse spray will yield optimally sized droplets.
- Keep spray pressure at 20–25 psi to prevent droplets from drifting away from grains. Calibrate nozzle flow rates at the recommended pressure to help ensure proper grain coverage.
- When positioning your spraying equipment in relation to the grain stream, it should be sprayed in a manner that hits the grain and not the adjoining equipment. Test the direction and formation of your spray pattern right as you begin, and make adjustments as necessary. Adding more nozzles to improve coverage is a plus.
- Whether you're spraying a tank mix of multiple products or a simple dilution, the differing weights of the liquids can cause separation or settling of active ingredients. That's why it's important to agitate your mixture frequently until spraying is complete.
- To help keep the mixture properly agitated, select a pump with enough volume to both apply and return the right amount of solution. Adding mechanical agitation to the tank is also a viable option.

OUR PRODUCTS

FROM START TO FINISH



Insect Growth Regulators

Insect growth regulators (IGRs) disrupt the insect life cycle by interrupting larval development. Diacon® IGR products are tolerance exempt IGRs that can be used everywhere stored product insects are a problem. They can be used on all stored grains, spices, feed and seeds including those used for animal and human consumption. From commercial elevator and on-site farm storage to food processing facilities and everywhere in between, Diacon® IGR products go where insects are to provide long-term control and profit protection.

Diacon®-D IGR

A dry formulation insect growth regulator designed for locations where water is scarce, Diacon®-D IGR is a ready-to-use option for controlling insects at on-farm and off-premise storage sites.

FEATURES & BENEFITS

- Ready-to-use formulation
- Labeled for all stored commodities including malting barley
- EPA tolerance exempt to control insect larvae in food commodities
- Contains the active ingredient (S)-methoprene
- Interrupts insect life cycle for long-term control
- Can be applied to the grain stream or as an empty premise treatment
- CODEX approved for any grain produced from the grass family

Application Rate*:
8-10 lbs per 1,000 bushels of grain

Diacon® IGR

Diacon® IGR is a versatile liquid formulation that is excellent for control of lesser grain borers, Indian meal moths, saw-toothed grain beetles, red flour beetles and other stored product insects.

FEATURES & BENEFITS

- Broad-spectrum control
- EPA tolerance exempt to control insect larvae in food commodities
- Contains the active ingredient (S)-methoprene
- Can be applied directly to grain stream
- Can be applied as a fogging concentrate or a surface spray
- CODEX approved

Application Rate*:
4 oz per 1,000 bushels of grain



Combination Products

Featuring dual active ingredients that include an insect growth regulator (IGR) plus an adulticide, combination products such as Diacon® IGR PLUS stop larval development as well as kill adults with each application. The one-two punch allows operators to use a single product to control stored product infestations.

Diacon® IGR PLUS

Diacon® IGR PLUS provides control of stored product insects from start to finish. Diacon® IGR PLUS can be applied directly to stored grains and used for treating empty bins and warehouses for stored product insect control.

FEATURES & BENEFITS

- Helps eliminate stored product insects
- For use on wheat, corn, rice and other grains
- Ideal for both use on grain and sanitation needs
- Active ingredients control both adult and larval stages of insects
- May be diluted with water or oil
- Miscible in dust controlling oils
- May be tank mixed with PBO-8® Synergist
- Long-residual control
- Reduces rebound of infestations
- CODEX approved for cereal grains

Application Rate*:
Rates vary by commodity

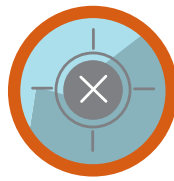


*See label for complete directions

*See label for complete directions

OUR PRODUCTS

FROM START TO FINISH



Adulthood

Adulthood target adult insects as opposed to insects in their larval stages. Bug Free Grains Stored Product Solutions offers adulthood with two types of active ingredients: pyrethrins naturally-derived from *Chrysanthemum cinerariifolium* and deltamethrin. Both provide a quick kill with residual control.

Centynal™ EC Insecticide

Get efficacious control over stored product insects with Centynal™ EC Insecticide. Effective when used alone or tank mixed with Diacon® IGR and/or PBO-8® Synergist, Centynal™ EC Insecticide can be applied directly to stored grains or as an empty bin treatment as part of proper sanitation practices.

FEATURES & BENEFITS

- Provides effective knockdown and control of stored product insects
- Contains the active ingredient deltamethrin
- For use on wheat, corn, rice and other grains
- Enhanced emulsifiable concentrate formulation reduces need for agitation
- May be diluted with water or oil
- Miscible in dust controlling oils
- May be tank mixed with Diacon® IGR and PBO-8® Synergist
- Low-toxicity profile
- Broad-use pattern
- CODEX approved

Application Rate*:
Rates vary by commodity

Pyronyl™ Crop Spray

Pyronyl™ Crop Spray is a concentrated pyrethrum insecticide that features a high ratio of active ingredient to synergist for the flushing and rapid knockdown of multiple stored product insects. Use it alone or tank-mixed with Diacon® IGR as an effective tool for applications in and around stored grain facilities.

FEATURES & BENEFITS

- Controls stored product insects
- Contains synergized pyrethrins
- Ideal for the rapid knockdown of multiple species
- Quick degradation in the environment
- May be used as a fogging agent in conjunction with Diacon® IGR

Application Rate*:
Rates vary by commodity



*See label for complete directions



Synergists

While synergists can display limited pesticidal activity on their own, their value comes in enhancing the potency of other pesticides. Some synergists work by blocking the enzymes insects use to metabolize the active ingredients of certain insecticides.

PBO-8® Synergist

PBO-8® Synergist improves the efficacy of insecticides. Use it as the perfect tank-mix partner with Centynal™ EC Insecticide or Diacon® IGR PLUS to provide an extra boost for stronger stopping power.

FEATURES & BENEFITS

- Blocks insects' ability to metabolize adulthood
- Synergizes many insecticides, including pyrethroids
- Works with most misting, fogging or spray equipment
- Presents a low risk to humans and environment
- Is an excellent resistance management tool

Application Rate*:
Rates vary by commodity



Tank Mixes

Because Central Life Sciences' formulations work in unique ways, we often recommend combining them in a tank-mix. For example, insect growth regulators can be mixed with adulthood for the simultaneous control of larvae and adult insects. Adulthood can also be mixed with synergists for a strengthened effect.



*See label for complete directions



- **AN INSECT GROWTH REGULATOR TO CONTROL STORED PRODUCT INSECTS BY BREAKING THE PEST LIFE CYCLE AND PREVENTING LARVAE FROM MATURING INTO ADULTS**
- APPROVED FOR USE ON ALL GRAINS, SPICES, FEEDS, AND SEEDS, INCLUDING COMMODITIES FOR HUMAN AND ANIMAL CONSUMPTION
- VERSATILE APPLICATION INCLUDES – DIRECT TO GRAIN, TOP-DRESS, MIXING INTO ANIMAL FEEDS, OR EMPTY PREMISE TREATMENTS

SPECIMEN LABEL

ACTIVE INGREDIENT:

(S)-Methoprene (CAS# 65733-16-6)..... 0.8%

OTHER INGREDIENTS:* 99.2%

TOTAL 100.0%

EPA Reg. No. 2724-788

EPA Est. No. 2724-TX-1

KEEP OUT OF REACH OF CHILDREN CAUTION

See additional Precautions

PRECAUTIONARY STATEMENTS – HAZARDS TO HUMANS & DOMESTIC ANIMALS CAUTION

Harmful if inhaled or absorbed through the skin. Causes moderate eye irritation. Avoid breathing dust. Avoid contact with skin, eyes, or clothing. Wash thoroughly with soap and water after handling and before eating, drinking, chewing gum, using tobacco, or using the toilet. Remove contaminated clothing and wash before reuse. Wear chemical resistant gloves, protective eyewear, and dust mask.

Personal Protective Equipment (PPE): Handlers and applicators must wear a dust mask, chemical-resistant gloves, and protective eyewear.

FIRST AID

IF INHALED • Move person to fresh air. • If person is not breathing, call 911 or an ambulance, then give artificial respiration, preferably mouth-to-mouth if possible. • Call a poison control center or doctor for treatment advice.

IF ON SKIN • Take off contaminated clothing. • Rinse skin immediately with plenty of water for 15-20 minutes. • Call a poison control center or doctor for treatment advice.

IF IN EYES • Hold eye open and rinse slowly and gently with water for 15-20 minutes. • Remove contact lenses, if present, after the first 5 minutes, then continue rinsing eyes. • Call a poison control center or doctor for treatment advice.

IF SWALLOWED • Call a poison control center or doctor immediately for treatment advice. • Have person sip a glass of water if able to swallow. • Do not induce vomiting unless told to do so by a poison control center or doctor. • Do not give anything to an unconscious person.

Have the product container or label with you when calling a poison control center or doctor, or going for treatment. You may also contact 1-800-248-7763 for emergency medical treatment information.

ENVIRONMENTAL HAZARDS

Do not apply directly to water or to areas where surface water is present or to intertidal areas below the mean high water mark. Do not contaminate water when disposing of equipment washwater or rinsate.

GENERAL INFORMATION

DIACON®-D IGR is a ready-to-use formulation that can either be applied to commodities and feed prior to storage, top-dressed to commodities already stored, or used as an empty premise treatment for areas where commodities will be stored. The residual activity of **DIACON®-D IGR** prevents the emergence of stored product insects during storage of commodities/feed. (S)-Methoprene, the active ingredient in **DIACON®-D IGR** protects the stored commodity from damaging insects by interfering with the normal process of insect development. Unlike traditional pesticides, **DIACON®-D IGR** is not an adulticide, but its residual activity prevents the development of larval insects into viable reproducing adults. **DIACON®-D IGR**, when used according to the label directions, prevents adult emergence and subsequent new generations of insects. **DIACON®-D IGR** is effective against

insect pests, such as: almond moth, Indian meal moth, lesser grain borer, sawtooth grain beetle, merchant grain beetle, red and confused flour beetle, and other insect pests that are affected by Insect Growth Regulators (IGR's). If the commodity is known to be infested when it is initially being placed into storage, fumigate the commodity to eliminate the existing insect populations following filling of bins or other storage facilities. Then apply **DIACON®-D IGR** for residual protection.

Apply **DIACON®-D IGR** to any food commodity (including but not limited to: cereal grains, corn, sunflower, canola, legumes, popcorn, wheat, spices, sorghum, rice, cocoa, peanuts, oats, millet and processed foods readied for packing) for control of insect larvae. **DIACON®-D IGR** may also be used to treat bulk or bagged pet food, livestock feed, birdseed, or any other animal feed. **DIACON®-D IGR** may be applied to any seed stock. Treated commodities may be processed immediately. **Applications of DIACON®-D IGR to finished animal feeds, birdseed or other finished products DO NOT require package labeling since the application is made to control pests in the package and no other claims are made on the final package.**

DIRECTIONS FOR USE

It is a violation of Federal Law to use this product in a manner inconsistent with its labeling.

DIRECTIONS FOR TREATMENT OF COMMODITIES PRIOR TO STORAGE

For protection of stored food, grain, animal feed, seeds used for oil, and seed stock against stored product insects - for optimum results, thoroughly clean and treat storage areas prior to storing commodities. **DIACON®-D IGR** may be used in conjunction with aeration.

Wearing a dust mask and protective gloves, apply **DIACON®-D IGR** to grain or other commodities as they are being loaded or turned into storage facilities. Apply 8-10 pounds of **DIACON®-D IGR** per 1000 bushels of commodity. Apply the dust as uniformly as possible to the commodity stream to assure even coverage. Apply in such a manner to reduce the potential of the product blowing off target in windy conditions. The higher application rate will provide longer residual.

DIRECTIONS FOR TOP-DRESS TREATMENT OF STORED GRAIN

Use **DIACON®-D IGR** as a top-dressing application for commodities which were previously stored in bins or other storage areas. To apply as a top-dressing; wearing a dust mask and protective gloves, uniformly apply the **DIACON®-D IGR** over the commodity's surface. Dust the bin headspace paying particular attention to the top of the commodity mass, beams, ceilings, and rafters. Use equipment capable of applying a uniform layer of **DIACON®-D IGR**. Thorough coverage is essential.

As a top-dressing application, apply 8 pounds of **DIACON®-D IGR** per 1000 ft² of commodity surface area. Raking the top layer will enhance protection from invading insects infesting the top surfaces of the commodity. When raking commodity surface, rake to a depth of 1 foot.

DIRECTIONS FOR MIXING INTO ANIMAL FEEDS

DIACON®-D IGR is suitable to be used in the production of bulk or bagged animal feeds (including but not limited to: pet food, livestock feed, birdseed, and all other animal feeds). Wearing a dust mask and protective gloves, add **DIACON®-D IGR** to achieve a thorough mix within the feed. Apply 0.33 pounds (150 gms) – 0.26 pounds (126 gms) per ton of animal feed and mix to ensure uniformity. Treated feeds may be fed immediately with no withdrawal required.

DIRECTIONS FOR EMPTY BIN, WALL VOID, CRACK AND CREVICE TREATMENT

Use **DIACON®-D IGR** to treat bins, warehouses, mills, food processing and packaging facilities, feed mills, and other areas where stored product pests may harborage. For applications to hard surfaces within these sites, wearing a dust mask and protective gloves, apply **DIACON®-D IGR** at a rate of 1.5 oz (45 grams) per 1000 ft² of surface area. Pay particular attention to cracks, crevices, and voids where food commodities can accumulate and attract pests. Use a bulb duster or other suitable equipment to apply the material.

STORAGE AND DISPOSAL

Do not contaminate water, food, or feed by storage or disposal. **Storage** - Store in a cool, dry place. **Pesticide Disposal** - Wastes resulting from use of this product may be disposed of on site or at an approved waste disposal facility. **Container Disposal** – Nonrefillable container. Do not reuse or refill this container. Completely empty bag into application equipment. Then dispose of empty bag and container in a sanitary landfill, or by incineration, or if allowed by state and local authorities, by burning. If burned, stay out of smoke.

WARRANTY AND CONDITIONS OF SALE

To the fullest extent permitted by law, Seller makes no warranty, expressed or implied, concerning the use and handling of this product other than indicated on the label. Buyer assumes all risks of use and handling of this material when such use and handling are contrary to label instructions.

For information or in case of an emergency, call 1-800-248-7763.

www.diacon2.com

Wellmark International

1501 East Woodfield Road 200W
Schaumburg, Illinois 60173

Diacon and Diacon with design are trademarks of Wellmark International.
©2012 Wellmark International.

April, 2012
Schaumburg, IL



- AN INSECT GROWTH REGULATOR TO CONTROL INSECTS IN STORED FOOD COMMODITIES
- APPROVED FOR USE ON ALL GRAINS, SPICES, FEEDS, AND SEEDS FOR HUMAN AND ANIMAL CONSUMPTION

SPECIMEN LABEL

ACTIVE INGREDIENT:

(S)-Methoprene (CAS# 65733-16-6).....	33.6%
OTHER INGREDIENTS:*	66.4%
TOTAL	100.0%

*Contains petroleum distillates

This product contains 2.5 lb/gallon (288 grams/liter) (S)-Methoprene active ingredient

EPA Reg. No. 2724-427

EPA Est. No. 2724-TX-1

KEEP OUT OF REACH OF CHILDREN

CAUTION

See additional Precautions

PRECAUTIONARY STATEMENTS – HAZARDS TO HUMANS & DOMESTIC ANIMALS CAUTION

Causes moderate eye irritation. Harmful if absorbed through skin. Avoid contact with eyes, skin, or clothing. Wash thoroughly with soap and water after handling. Remove contaminated clothing and wash clothing before reuse.

FIRST AID

IF IN EYES • Hold eye open and rinse slowly and gently with water for 15-20 minutes. • Remove contact lenses, if present, after the first 5 minutes, then continue rinsing eyes. • Call a poison control center or doctor for treatment advice.

IF ON SKIN • Take off contaminated clothing. • Rinse skin immediately with plenty of water for 15-20 minutes. • Call a poison control center or doctor for treatment advice.

IF SWALLOWED • Immediately call a poison control center or doctor. Do not induce vomiting unless told to do so by a poison control center or doctor. Do not give ANY liquid to the person. Do not give anything by mouth to an unconscious person.

Have the product container or label with you when calling a poison control center or doctor, or going for treatment. You may also contact Wellmark at 1-800-248-7763 (24 hr/7 days) for emergency medical treatment information.

NOTE TO PHYSICIAN: Contains petroleum distillates – vomiting may cause aspiration pneumonia.

GENERAL INFORMATION

GENERAL INFORMATION: (S)-Methoprene, the active ingredient in DIACON® IGR, protects stored grains, agricultural commodities, seed, and animal feeds from damaging insects by interfering with the normal process of insect development. Unlike traditional pesticides, DIACON® IGR is not an adulticide, but its residual activity prevents the development of larvae into adults. When used according to the label directions, DIACON® IGR inhibits growth of larvae of these insects: almond moth, Indian meal moth, lesser grain borer, sawtooth grain beetle, merchant grain beetle, red flour beetle, confused flour beetle, and other insect pests that are affected by Insect Growth Regulators (IGR's). Treat existing insect populations with an adulticide, then apply DIACON® IGR for residual protection.

DIRECTIONS FOR USE

It is a violation of Federal Law to use this product in a manner inconsistent with its labeling.

Apply DIACON® IGR to any food commodity (including but not limited to: cereal grains, corn, sunflower, canola, legumes, popcorn, wheat, spices, sorghum, rice, cocoa, peanuts, oats, millet, and processed or non-processed commodities readied for packaging) for control of insect larvae. DIACON® IGR may also be used to treat bulk or bagged pet food, livestock feed components and finished livestock feed, birdseed, or any other dry animal feed. DIACON® IGR may be applied to any seed stock. Treated commodities may be processed immediately.

NON-AGRICULTURAL USE REQUIREMENTS

The requirements in this box apply to uses of this product that are NOT within the scope of the Worker Protection Standard for agricultural pesticides (40 CFR Part 170). The WPS applies when this product is used to produce agricultural plants on farms, forests, nurseries, or greenhouses.

Do not remain in treated areas and ventilate before re-entry. Leave the room closed for 30 minutes to allow spray or fog mist to settle before re-entry into the area.

DIRECTIONS FOR TREATMENT OF GRAIN BEING STORED:

For protection of stored food, grain, animal feed, seeds used for oil, and seed stock against insects - for optimum results, thoroughly clean and treat storage areas prior to storing commodities.

DILUTION INSTRUCTIONS: DIACON® IGR may be diluted in water, or FDA-approved food grade oils, or soybean oil. Final water or oil dilution volume is 5 gallons of liquid per 1,000 bushels of grain and 10 gallons of liquid per 1,000 bushels of rice (or 21 fl oz per ton for grain, or 42 fl oz per ton for rice). Apply diluted product to the moving grain stream as a uniform coarse spray. Lower or greater volumes of diluent can be used but, it is important to assure that the commodity mass is uniformly treated. When using oil dilutions, apply at the oil manufacturer's label application rates. Agitate water or oil solutions to ensure thorough mixing.

Apply DIACON® IGR in solution in accordance with the general directions using the following tables as a guide. A range of rates for different commodities is provided for flexibility to address varying storage periods and conditions. DIACON® IGR may be applied at any rate within the specified range indicated on the tables. However, for maximum residual activity, use higher rates; the lower application rates provide shorter residual activity.

APPLICATION RATES (PER 1,000 BUSHELS)

COMMODITY	fl oz	ml	fl oz	ml	fl oz	ml
Wheat	7	210	3.5	105	1.75	52
Corn	7	210	3.5	105	1.75	52
Sorghum (Milo)	7	210	3.5	105	1.75	52
Barley	6	180	3.0	90	1.50	45
Rice	6	180	3.0	90	1.50	45
Oats	4	120	2.0	60	1.00	30
Peanuts*	4	120	2.0	60	1.00	30
Sunflower	4	120	2.0	60	1.00	30

*For peanuts, use water solution only

APPLICATION RATES (PER TON OF PRODUCT)

COMMODITY	fl oz	ml	fl oz	ml	fl oz	ml
Any	0.25	7.5	0.125	3.7	0.0625	1.8

To determine application rates for other commodities, contact your distributor or Central Life Sciences.

USE NOTES

- Apply DIACON® IGR grain protectant only to grain of known treatment history.
- Check spray equipment calibration regularly to ensure proper application rates.

- Add the measured amount of DIACON® IGR to a spray tank filled with ½ gallon of water or oil, mix, and complete filling with specified quantity of diluent. Keep mixed solution out of direct sunlight.
- Agitate before each use.
- Pre-treat storage facilities before filling with DIACON® IGR treated commodities.
- DIACON® IGR may be used in conjunction with aeration.
- DIACON® IGR may be used in metering systems in conjunction with dust-controlling oils. Follow the equipment and oil manufacturers' directions; ensure that the label rate of DIACON® IGR is applied uniformly.
- Applications of DIACON® IGR to finished animal feeds, birdseed, or other finished products DO NOT require package labeling since the application is made to control pests in the package and no other claims are made on the final packaging.
- DIACON® IGR may be tank-mixed with a suitable adulticide in diluted solutions or when fogging. When tank-mixing DIACON® IGR with an adulticide, the more stringent label will apply.
- DIACON® IGR can be used with dust-controlling oils or finishing oils used in bird feed.

DIRECTIONS FOR TOP-DRESS TREATMENT OF STORED GRAIN:

Apply DIACON® IGR as a top-dressing to stored products placed in bins or storage areas. For top-dressing application, spray or fog the bin headspace paying particular attention to the top of the commodity mass, beams, ceilings, and rafters. Thorough coverage of the bins or storage areas is essential for optimal results. For surface treatments, apply 1 ml (1/30 fl oz) of DIACON® IGR per 1,000 square feet; or for space spray, apply 3 ml (1/10 fl oz) per 10,000 cubic feet in sufficient diluent to provide adequate coverage. Do not flood top-dress area.

DIRECTIONS FOR MIXING INTO BULK OR BAGGED ANIMAL FEEDS:

DIACON® IGR is suitable to be used in the production of bulk or bagged animal feeds (including but not limited to: pet food, livestock feed, birdseed, and other animal feeds). Add 15-3.7 ml (0.5 to 0.125 fl oz) of DIACON® IGR per ton of animal feed with a sufficient diluent and mix to achieve thorough coverage.

DIRECTIONS FOR FOGGING OR SPRAYING:

DIACON® IGR may also be used as a fogging concentrate or surface spray for the treatment of insect pests that are affected by Insect Growth Regulators: infesting warehouses, silos, storage bins, or other stored commodity areas. Apply DIACON® IGR in food processing, food service, food preparation, and food handling establishments including, mills, bakeries, restaurants, taverns, food storage facilities, meat and produce canneries, cafeterias, breweries, candy processing, pet food production, grocery stores, rail cars, ships, trucks, and trailers, cereal processing and bottling facilities. In addition to treating raw commodities and their processing facilities, apply DIACON® IGR to packaged, canned, and bottled foodstuffs, as well as the packaging such as boxes, liners, and pallets. For application of DIACON® IGR as a fogging or space spray, use the following directions.

Application with Aerosol Generators: Apply DIACON® IGR as an ultra low volume (ULV) mist or aerosol. Dilute with water or oil as required following the instructions of the spray equipment manufacturer. Apply DIACON® IGR at the rate of 1 ml (1/30 fl oz) per 1,000 square feet of surface area or 3 ml (1/10 fl oz) per 10,000 cubic feet. Use appropriate spray equipment, such as mechanical break up cold aerosol generators or thermal foggers, to achieve uniform coverage. Close room or warehouse and shut off all ventilating systems. Apply the product as a fine mist in the air above the trays, shelves, and in areas where dust may accumulate. Do not remain in treated areas and ventilate before re-entry. Leave the room closed for 30 minutes to allow spray mist to settle before re-entry. Repeat application as required to suppress pest populations.

Application as an Aqueous Spray: To prepare a diluted spray solution, fill the mixing container with 1/2 gallon water, add 1 ml (1/30 fl oz) of DIACON® IGR, mix, and complete filling with a total of 1 gallon of water. Apply at a rate of 1 gallon of diluted solution per 1,000 square feet of surface area with any low-pressure sprayer typically used for indoor applications. Treat all areas that may harbor insect pests. Agitate solution before each use. Repeat application as required to suppress pest populations.

STORAGE AND DISPOSAL

Do not contaminate water, food, or feed by storage or disposal.

Pesticide Storage - Store in a cool, dry place.

Pesticide Disposal - Wastes resulting from use of this product may be disposed of on site or at an approved waste disposal facility.

Container Disposal - Nonrefillable container. Do not reuse or refill this container. Clean container promptly after emptying. Triple rinse as follows. Empty the remaining contents into application equipment or a mix tank and drain for ten seconds after the flow begins to drip. Fill the container 1/4 full with water and recap. Shake for ten seconds. Pour rinsate into application equipment or a mix tank or store rinsate for later use or disposal. Drain for ten seconds after the flow begins to drip. Repeat this procedure two more times. Then offer for recycling if available, or puncture and dispose of in a sanitary landfill, or by incineration, or if allowed by state and local authorities, by burning. If burned, stay out of smoke.

WARRANTY AND CONDITIONS OF SALE

To the extent consistent with applicable law, seller makes no warranty concerning the use and handling of this product other than indicated on the label. To the extent consistent with applicable law, buyer assumes all risks of use and handling of this material when such use and handling are contrary to label instructions.

For product information, call 1-800-248-7763, M - F, 8 am - 5 pm CST.

www.diacon2.com

Wellmark International
1501 East Woodfield Road 200W
Schaumburg, Illinois 60173

Diacon and the Diacon design are trademarks of Wellmark International.
©2012 Wellmark International.

January, 2012
Schaumburg, IL



Combination insect growth regulator **PLUS** adulticide

PROTECTS STORED GRAINS AND SEEDS AGAINST DAMAGE FROM INDIAN MEAL MOTH, SAW-TOOTHED GRAIN BEETLE, RED FLOUR BEETLE, RICE WEEVIL, MAIZE WEEVIL, AND OTHER LISTED PESTS

- Long residual control
- Reduces rebound of infestations
- May be tank-mixed
- May be diluted with water or oil
- Miscible in dust controlling oils

SPECIMEN LABEL

ACTIVE INGREDIENT:
 (Deltamethrin 4.75%
 S-Methoprene 11.40%
OTHER INGREDIENTS: 83.85%
TOTAL 100.00%
Contains 0.41 lb deltamethrin per gallon
 Contains 1 lb S-methoprene per gallon

EPA Reg. No. 89459-86 EPA Est. No. 2724-TX-1

KEEP OUT OF REACH OF CHILDREN
WARNING
 See additional Precautions

PRECAUTIONARY STATEMENTS – HAZARDS TO HUMANS & DOMESTIC ANIMALS – WARNING

May be fatal if swallowed. Causes substantial but temporary eye injury. Do not get in eyes, on skin, or on clothing. Wear protective eyewear (goggles, face shield or safety glasses). Wash thoroughly with soap and water after handling and before eating, drinking, chewing gum, using tobacco, or using the toilet. Remove and wash contaminated clothing before reuse. Prolonged or frequently repeated skin contact may cause allergic reactions in some individuals.

FIRST AID	
If swallowed	• Call a poison control center or doctor immediately for treatment advice. • Have person sip a glass of water if able to swallow. • Do not induce vomiting unless told to by a poison control center or doctor. • Do not give anything to an unconscious person.
If in eyes	• Hold eye open and rinse slowly and gently with water for 15-20 minutes. • Remove contact lenses, if present, after the first 5 minutes, then continue rinsing. • Call a poison control center or doctor for treatment advice.

(continued)

If on skin	• Take off contaminated clothing. • Rinse skin immediately with plenty of water for 15-20 minutes. • Call a poison control center or doctor for treatment advice.
-------------------	---

Have the product container or label with you when calling a poison control center or doctor, or going for treatment. You may also contact 1-800-248-7763 for emergency medical treatment information.

ENVIRONMENTAL HAZARDS

This product is extremely toxic to freshwater and estuarine fish and invertebrates. To protect the environment, do not allow pesticide to enter or run off into storm drains, drainage ditches, gutters, or surface waters. Applying this product in calm weather when rain is not predicted for the next 24 hours will help to ensure that wind or rain does not blow or wash pesticide off the treatment area. Rinsing application equipment over the treated area will help avoid run off to water bodies or drainage systems.

This pesticide is highly toxic to bees exposed to direct treatment. Do not apply or allow it to drift to crops or weeds on which bees are actively foraging.

PHYSICAL AND CHEMICAL HAZARDS

Do not use water-based sprays of DIACON® IGR PLUS in conduits, motor housings, junction boxes, switch boxes, or other electrical equipment because of possible shock hazard.

DIRECTIONS FOR USE

It is a violation of Federal Law to use this product in a manner inconsistent with its labeling.

PRODUCT INFORMATION

DIACON® IGR PLUS is an emulsifiable concentrate insecticide that contains an adulticide and insect growth regulator for use on stored grains and for treating empty bins and warehouses for stored product pest control. **DIACON® IGR PLUS** provides effective knockdown and control of listed adults and larvae

and prevents the buildup of listed pests with long residual control provided by the IGR.

STORED GRAIN

Use to control adults and accessible larval stages of listed insect pests including, lesser grain borers, larger grain borers, Angoumois grain moths, Indian meal moths, tobacco moths, dermestids, and bean weevils; also to control populations of granary weevils, rice weevils, maize weevils, saw-toothed grain beetles, red flour beetles, and confused flour beetles.

Tank-mixing: In instances of high weevil complex pressure or suspected tolerance, the use of piperonyl butoxide (PBO) synergist may be used as a tank mix partner. Use PBO at a ratio of 1 part **DIACON® IGR PLUS** to 1.5 parts PBO. **DIACON® IGR PLUS** may be tank-mixed with other pesticide products such as Pyronyl™ Crop Spray. The more stringent label will apply when tank-mixing.

Directions for Treatment: Dilute **DIACON® IGR PLUS** with water or approved dust-controlling oils, mineral or soybean oils and apply to the moving grain stream as a coarse spray to provide a concentration of 0.5 ppm to 1 ppm of deltamethrin and 1.25 ppm or 2.5 ppm of S-methoprene on the grain.

Final spray volume with water solutions is 3–5 gallons of liquid per 1,000 bushels of grain. For rough rice, use 10 gallons of water per 1,000 bushels. Maintain agitation before and during application. Use a mixed dilution within 48 hours of preparing. Re-agitation of spray dilution may be required if left overnight.

For final spray volumes with oil solutions, follow the oil manufacturer's rate recommendations.

For uniform application, treat the grain as it moves into storage. Apply **DIACON® IGR PLUS** in solution at the rate of 3–5 gallons of dilution per 1,000 bushels to achieve a 0.5 ppm to 1 ppm concentration of deltamethrin and 1.25 ppm or 2.5 ppm of S-methoprene on the commodity. Apply at rates as shown in the tables below:

AMOUNT OF DIACON® IGR PLUS/ 1,000 BUSHELS OF GRAIN

Commodity	Treatment at 0.5 ppm Deltamethrin/ 1.25 ppm S-Methoprene		Treatment at 1 ppm Deltamethrin/ 2.5 ppm S-Methoprene		Gallons of Diluent	Liters of Diluent
	fl oz	ml	fl oz	ml		
Barley	7.75	229	15.50	458	3 – 5	11.3 – 19
Corn	9	266	18	532	3 – 5	11.3 – 19
Oats	5.15	152	10.30	304	3 – 5	11.3 – 19
Popcorn	9	266	18	532	3 – 5	11.3 – 19
Rice	7.2	212	14.40	424	3 – 5	11.3 – 19
Rye	9	266	18	532	3 – 5	11.3 – 19
Sorghum (milo)	8	236	16	472	3 – 5	11.3 – 19
Wheat	9.6	283	19.20	566	3 – 5	11.3 – 19

AMOUNT OF DIACON® IGR PLUS /TON OF GRAIN

Commodity	0.5 ppm Deltamethrin/ 1.25 ppm S-Methoprene		1 ppm Deltamethrin/ 2.5 ppm S-Methoprene		Ounces of Diluent	Milliliters of Diluent
	fl oz	ml	fl oz	ml		
Barley	0.34	10	0.68	20	13 – 21	384 – 630
Corn	0.34	10	0.68	20	13 – 21	384 – 630
Oats	0.34	10	0.68	20	13 – 21	384 – 630
Popcorn	0.34	10	0.68	20	13 – 21	384 – 630
Rice	0.34	10	0.68	20	13 – 21	384 – 630
Rye	0.34	10	0.68	20	13 – 21	384 – 630
Sorghum (milo)	0.34	10	0.68	20	13 – 21	384 – 630
Wheat	0.34	10	0.68	20	13 – 21	384 – 630

SEED TREATMENT

Apply **DIACON® IGR PLUS** to protect stored grain seed against injury from stored grain insects listed. Clean and treat seed storage areas prior to storage. If seed is infested, fumigate** to control existing populations and apply **DIACON® IGR PLUS** for residual protection. **DIACON® IGR PLUS** may also be used in conjunction with registered fungicide or other insecticide seed protectants, to protect barley, corn, oats, popcorn, rice, rye, sorghum and wheat seed during the seed treating process, and prior to bagging or placing in bulk seed storage at the rate of 0.5 ppm – 1 ppm. When treating seed with other pesticide products, properly tag the treated seed, indicating "Do not use seed for food, feed, or oil purposes." Seed treated with **DIACON® IGR PLUS** alone is considered grain.

**Fumigate with EPA-registered fumigants according to manufacturer's label recommendations.

GRAIN BINS AND WAREHOUSES

Dilute 0.25 – 1.5 fl oz of **DIACON® IGR PLUS** with water to make 1 gallon of solution. Before storing or handling grain, apply finished spray to equipment, wall and floor surfaces of grain bins and warehouses at the rate of 1 gallon per 1,000 sq ft but do not allow runoff to occur. Apply after equipment bins and buildings have been thoroughly cleaned. If infestations are severe or there are areas that are difficult to treat with a conventional spray, fumigation is recommended with an EPA-registered fumigant.

Use **DIACON® IGR PLUS** as a perimeter treatment to prevent infestation of these structures. Apply to areas where listed pests are seen or may find entrance. Treat a band of soil or lawn up to 6–10 feet wide around and adjacent to structures and treat the foundation to a height of 2 to 3 feet. Mix 0.25–1.5 fl oz of **DIACON® IGR PLUS** with water to make 1 gallon of solution. Apply as a coarse spray at a rate of 1 gallon per 1,000 sq ft. Wet the barrier area thoroughly and uniformly but do not allow runoff to occur. Applications to building structures higher than 3 feet; all outdoor applications to impervious surfaces are limited to spot and crack-and-crevice applications only.

STORAGE and DISPOSAL

Do not contaminate water, food, or feed by storage or disposal.

PESTICIDE STORAGE – Mix as needed. Store in original container in a secured, dry storage area. Avoid extremes in temperatures. Prevent cross-contamination with other pesticides and fertilizers. If the container is leaking and/or material is spilled, on floor or paved surfaces, absorb on sawdust or other commercially available absorbing material, sweep up and remove to chemical waste area for your disposal. Concentrate is stable at normal storage temperatures.

PESTICIDE DISPOSAL - Wastes resulting from use of this product may be disposed of on site or at an approved waste disposal facility.

CONTAINER DISPOSAL – Nonrefillable container. Do not reuse or refill this container. Triple rinse (or equivalent) promptly after emptying. Triple rinse as follows: Empty the remaining contents into application equipment or a mix tank and drain for 10 seconds after the flow begins to drip. Fill the container ¼ full with water and recap. Shake for 10 seconds after the flow begins to drip. Repeat this procedure two more times. Then offer for recycling or reconditioning, or puncture and dispose of in a sanitary landfill, or by incineration, or if allowed by state and local authorities, by burning. If burned, stay out of smoke.

IMPORTANT: READ BEFORE USE

Read the entire Directions for Use, Conditions, Disclaimer of Warranties and Limitations of Liability before using this product. If terms are not acceptable, return the unopened product container at once. By using this product, user or buyer accepts the following Conditions, Disclaimer of Warranties and Limitations of Liability.

CONDITIONS: The Directions for Use of this product are believed to be adequate and must be followed carefully. However, because of manner of use and other factors beyond Central Garden & Pet Company's control, it is impossible for Central Garden & Pet Company to eliminate all risks associated with the use of this product. As a result, crop injury or ineffectiveness is always possible. All such risks shall be assumed by the user or buyer.

DISCLAIMER OF WARRANTIES: To the extent consistent with applicable law, CENTRAL GARDEN & PET COMPANY MAKES NO OTHER WARRANTIES, EXPRESS OR IMPLIED, OR MERCHANTABILITY OR OF FITNESS FOR A PARTICULAR PURPOSE OR OTHERWISE, THAT EXTEND BEYOND THE STATEMENTS MADE ON THIS LABEL. No agent of Central Garden & Pet Company is authorized to make any warranties beyond those contained herein or to modify the warranties contained herein. To the extent consistent with applicable law, Central Garden & Pet Company disclaims any liability whatsoever for special, incidental or consequential damages resulting from the use or handling of this product.

LIMITATION OF LIABILITY: TO THE EXTENT CONSISTENT WITH APPLICABLE LAW, THE EXCLUSIVE REMEDY OF THE USER OR BUYER FOR ANY AND ALL LOSSES, INJURIES OR DAMAGES RESULTING FROM THE USE OR HANDLING OF THIS PRODUCT, WHETHER IN CONTRACT, WARRANTY, TORT, NEGLIGENCE, STRICT LIABILITY OR OTHERWISE, SHALL NOT EXCEED THE PURCHASE PRICE PAID, OR AT CENTRAL GARDEN & PET COMPANY'S ELECTION, THE REPLACEMENT OF PRODUCT.

For information or in case of an emergency, call 1-800-248-7763.

www.bugfreegrains.com

Central Garden & Pet Company
1501 East Woodfield Road 200W
Schaumburg, Illinois 60173

Diacon and Diacon with design are trademarks of Wellmark International.
©2016 Wellmark International.

November, 2016
Schaumburg, IL



PROTECTS STORED GRAINS AND SEEDS AGAINST DAMAGE FROM INDIAN MEAL MOTH, SAW-TOOTHED GRAIN BEETLE, RED FLOUR BEETLE, RICE WEEVIL, MAIZE WEEVIL, AND MANY OTHER LISTED PESTS

- Emulsifiable concentrate
- Residual control of listed pests
- May be diluted with water or oil
- Miscible in dust controlling oils
- May be tank-mixed

SPECIMEN LABEL

ACTIVE INGREDIENT:
Deltamethrin * 4.75%
OTHER INGREDIENTS: 95.25%
100.00%

*Contains 0.41 lb deltamethrin per gallon

EPA Reg. No. 89459-87 EPA Est. No. 2724-TX-1

**KEEP OUT OF REACH OF CHILDREN
WARNING**
See additional Precautionary Statements

PRECAUTIONARY STATEMENTS – HAZARDS TO HUMANS & DOMESTIC ANIMALS – WARNING

May be fatal if swallowed. Causes substantial but temporary eye injury. Do not get in eyes, on skin or on clothing. Wear protective eyewear (goggles, face shield or safety glasses). Wash thoroughly with soap and water after handling and before eating, drinking, chewing gum, using tobacco or using the toilet. Remove and wash contaminated clothing before reuse. Prolonged or frequently repeated skin contact may cause allergic reactions in some individuals.

FIRST AID	
Call a poison control center or doctor immediately for treatment advice.	
If swallowed	<ul style="list-style-type: none"> • Have person sip a glass of water if able to swallow. • Do not induce vomiting unless told to by a poison control center or doctor. • Do not give anything by mouth to an unconscious person.

(continued)

If in eyes	<ul style="list-style-type: none"> • Hold eye open and rinse slowly and gently with water for 15-20 minutes. • Remove contact lenses, if present, after the first 5 minutes, then continue rinsing eye. • Call a poison control center or doctor for treatment advice.
If on skin	<ul style="list-style-type: none"> • Take off contaminated clothing. • Rinse skin immediately with plenty of water for 15-20 minutes.

Have the product container or label with you when calling a poison control center or doctor, or going for treatment. You may also contact 1-800-248-7763 for emergency medical treatment information.

ENVIRONMENTAL HAZARDS

This product is extremely toxic to freshwater and estuarine fish and invertebrates. To protect the environment, do not allow pesticide to enter or runoff into storm drains, drainage ditches, gutters, or surface waters. Applying this product in calm weather when rain is not predicted for the next 24 hours will help to ensure that wind or rain does not blow or wash pesticide off the treatment area. Rinsing application equipment over the treated area will help avoid runoff to water bodies or drainage systems.

This pesticide is highly toxic to bees exposed to direct treatment. Do not apply or allow it to drift to crops or weeds on which bees are actively foraging.

PHYSICAL AND CHEMICAL HAZARDS

Do not use water-based sprays of **Centynal™ EC Insecticide (Centynal™ EC)** in conduits, motor housings, junction boxes, switch boxes, or other electrical equipment because of possible shock hazard.

DIRECTIONS FOR USE

It is a violation of Federal Law to use this product in a manner inconsistent with its labeling.

PRODUCT INFORMATION

Centynal™ EC is an emulsifiable concentrate insecticide for use both indoors and outdoors for effective knockdown and residual control of listed pests. Also for use on stored grains and for treating empty bins and warehouses for stored product pest control. **Centynal™ EC** provides effective knockdown and control of listed adults and larvae.

Mixing Instructions: Mix **Centynal™ EC** with water and apply using a hand pressurized or power operated sprayer. For outdoor broadcast application, apply as a fine or coarse spray using suitable equipment.

Dilution Instructions:

- Add half the water to the spray tank
- Add **Centynal™ EC** as specified in the appropriate application rates table
- Agitate well to insure proper mixing
- Add the remaining water slowly

Note: Re-agitation of spray dilution may be required if left overnight. It is recommended that water be used as the diluent for applications in non-commodity treatments. Use a mixed dilution within 48 hours of preparing.

Tank Mixing: **Centynal™ EC** may be tank-mixed with other currently registered pesticides unless prohibited by the tank-mix partner label. To check for product compatibility, a small volume mixing test with other products is recommended. The more restrictive label will apply when tank-mixing.

STORED GRAIN

For use to control adult and accessible stages of larvae of listed insect pests including, lesser grain borers, larger grain borers, Angoumois grain moths, Indian meal moths, tobacco moths, dermestids, and bean weevils; also to suppress populations of granary weevils, rice weevils, maize weevils, saw-toothed grain beetles, red flour beetles, and confused flour beetles.

In instances of high weevil complex pressure or suspected tolerance, the use of piperonyl butoxide (PBO) synergist may be used as a tank mix partner. Use PBO at a ratio of 1 part **Centynal™ EC** to 1.5 parts PBO. **Centynal™ EC** may be tank-mixed with other pesticide products such as Pyronyl™ Crop spray. The more stringent label will apply when tank-mixing

Directions for Treatment: Dilute **Centynal™ EC** with water or approved dust controlling oils, mineral or soybean oils and apply to the moving grain stream as a coarse spray to provide a concentration of 0.5 ppm - 1 ppm of **Centynal™ EC** on the grain. For applications with water, use 3 – 5 gallons of liquid per 1,000 bushels of grain. Use more or less dilution volume depending on the situation but ensure that uniform coverage is obtained. For rough rice, use 10 gallons of water per 1,000 bushels. Maintain agitation before and during application. Use a mixed dilution within 48 hours of preparing.

Re-agitation of spray dilution may be required if left overnight.

When using oils as a diluent, follow the oil manufacturers' recommendations. For best results, apply the solution as uniformly as possible as the grain is placed into storage.

For stored grain, apply **Centynal™ EC** in solution at the labeled rate of 3 - 5 gallons of dilution per 1,000 bushels to achieve a 0.5 – 1 ppm concentration of **Centynal™ EC**.

Apply at rates as shown in the tables below:

AMOUNT OF CENTYNAL™ EC/1000 BUSHELS OF GRAIN						
Commodity	Centynal™ EC Treatment at 0.5 ppm		Centynal™ EC Treatment at 1 ppm		Gallons of Diluent	Liters of Diluent
	fl oz	ml	fl oz	ml		
Barley	7.75	229	15.50	458	3 – 5	11.3 - 19
Corn	9	266	18	532	3 – 5	11.3 - 19
Oats	5.15	152	10.30	304	3 – 5	11.3 - 19
Popcorn	9	266	18	532	3 – 5	11.3 - 19
Rice	7.20	212	14.40	424	3 – 5	11.3 - 19
Rye	9	266	18	532	3 – 5	11.3 - 19
Sorghum (milo)	8	236	16	472	3 – 5	11.3 - 19
Wheat	9.6	283	19.20	566	3 – 5	11.3 - 19

AMOUNT OF CENTYNAL™ EC/TON OF GRAIN						
Commodity	Centynal™ EC @ 0.5 ppm		Centynal™ EC @ 1 ppm		Ounces of Diluent	Milliliters of Diluent
	fl oz	ml	fl oz	ml		
Barley	0.34	10	0.68	20	13 – 21	384 – 630
Corn	0.34	10	0.68	20	13 – 21	384 – 630
Oats	0.34	10	0.68	20	13 – 21	384 – 630
Popcorn	0.34	10	0.68	20	13 – 21	384 – 630
Rice	0.34	10	0.68	20	13 – 21	384 – 630
Rye	0.34	10	0.68	20	13 – 21	384 – 630
Sorghum (milo)	0.34	10	0.68	20	13 – 21	384 – 630
Wheat	0.34	10	0.68	20	13 - 21	384 – 630

SEED TREATMENT

Apply **Centynal™ EC** to protect stored grain seed against injury from stored grain insects listed. Clean and treat seed storage areas prior to storage. If seed is infested, fumigate** to control existing populations and apply **Centynal™ EC** for residual protection. **Centynal™ EC** may also be used in conjunction with registered fungicides or other insecticide seed protectants, to protect barley, corn, oats, popcorn, rice, rye, sorghum and wheat seeds during the seed treating process, and prior to bagging or placing in bulk seed storage at the rate of 0.5 – 1 ppm. When treating seed with other pesticide products, properly tag the treated seed indicating: "Do not use the seed for food, feed, or oil purposes." Seed treated with **Centynal™ EC** alone is considered grain.

**Fumigate with EPA-registered fumigant according to manufacturer's label recommendations.

GRAIN BINS AND WAREHOUSES

Dilute 0.25 – 1.5 fl oz of **Centynal™ EC** with water to make 1 gallon of solution. Before storing or handling grain, apply finished spray to equipment, wall and floor surfaces of grain bins and warehouses at the rate of 1 gallon per 1,000 sq ft but do not allow runoff to occur. Apply after bins and buildings have been thoroughly cleaned. If infestations are severe or there are areas that are difficult to treat with a conventional spray, fumigation is recommended with an EPA-registered fumigant.

Use **Centynal™ EC** as a perimeter treatment to prevent infestation of these structures. Apply to areas where listed pests are seen or may find entrance. Treat a band of soil or turf up to 6-10 feet wide around and adjacent to structures and treat the foundation to a height of 2 to 3 feet. Mix 0.25 – 1.5 fl oz of **Centynal™ EC** with water to make 1 gallon of solution. Apply as a coarse spray at a rate of 1 gallon per 1,000 sq ft. Thoroughly and uniformly wet the

barrier area but do not allow runoff to occur.

PEST CONTROL OUTDOORS

Apply **Centynal™ EC** as a perimeter treatment, residual spray or broadcast application to lawns, grounds and ornamental plantings. Apply as a perimeter treatment or residual spray around non-residential settings. Begin treatments at the first sighting of listed pests.

Residual Spray: Apply **Centynal™ EC** as a coarse low-pressure spray diluted in water at the rate of 0.75 to 1.5 fl oz to surfaces of buildings, porches, screens, window frames, eaves, patios, refuse dumps, garages and lawns.

Perimeter Treatments: For best results, apply **Centynal™ EC** to areas where listed pests are seen and may find entrance. Treat a band of soil or turf up to 6-10 feet wide around and adjacent to buildings and treat the building foundation to a height of 2 to 3 feet. Apply as a coarse spray at the rate of 0.25 to 1.5 fl oz of **Centynal™ EC** in sufficient amount of water. (See Mixing Directions for Perimeter Application below). Use an adequate volume to thoroughly and uniformly wet the barrier area but do not allow runoff to occur.

MIXING DIRECTIONS FOR CENTYNAL™ EC OUTDOOR PERIMETER APPLICATION								
CENTYNAL™ EC DILUTION (0.25 fl oz/1000 sq ft)								
Tank Size	15 Gallons		25 Gallons		50 Gallons		100 Gallons	
Finished Spray: Gallons/1,000 sq ft	Centynal™ EC Per Tank (fl oz)	Structures Per Tank*	Centynal™ EC Per Tank (fl oz)	Structures Per Tank*	Centynal™ EC Per Tank (fl oz)	Structures Per Tank*	Centynal™ EC Per Tank (fl oz)	Structures Per Tank*
1	3.75	15	6.25	25	12.50	50	25.00	100
3	1.25	5	2.08	8	4.17	16	8.33	33
5	0.75	3	1.25	5	2.50	10	5.00	20
10	0.37	1.5	0.63	2.5	1.25	5	2.50	10
*Based on Centynal™ EC applied at 0.25 fl oz per 1,000 sq ft per structure								
CENTYNAL™ EC DILUTION (1 fl oz/1000 sq ft)								
Tank Size	15 Gallons		25 Gallons		50 Gallons		100 Gallons	
Finished Spray: Gallons/1,000 sq ft	Centynal™ EC Per Tank (fl oz)	Structures Per Tank*	Centynal™ EC Per Tank (fl oz)	Structures Per Tank*	Centynal™ EC Per Tank (fl oz)	Structures Per Tank*	Centynal™ EC Per Tank (fl oz)	Structures Per Tank*
1	15.0	15	25.0	25	50.0	50.0	100.0	100.0
3	5.0	5	8.4	8.3	16.7	16.7	33.3	33.3
5	3.0	3	5.0	5	10.0	10.0	20.0	20.0
10	1.5	1.5	2.5	2.5	5.0	5	10.0	10.0
*Based on Centynal™ EC applied at 1 fl oz per 1,000 sq ft per structure								

Do not apply **Centynal™ EC** until the location of heating or air conditioning ducts, vents, water and sewer lines and electrical conduits are identified. Once known, applications may be made around these structures, however, be careful to avoid contamination of these structures and airways. Do not apply through any type of irrigation system. Do not water the treated area to the point or runoff. Do not make applications during rain.

STORAGE and DISPOSAL: Do not contaminate water, food, or feed by storage or disposal. **PESTICIDE STORAGE** – Mix as needed. Store in original container in a secured, dry storage area. Avoid extremes in temperatures. Prevent cross-contamination with other pesticides and fertilizers. If the container is leaking and/or material is spilled, on floor or paved surfaces, absorb on sawdust or other commercially available absorbing material, sweep up and remove to chemical waste area for your disposal. Concentrate is stable at normal storage temperatures. **PESTICIDE DISPOSAL** - Wastes resulting from use of this product may be disposed of on site or at an approved waste disposal facility. **CONTAINER HANDLING** – Nonrefillable container. Do not reuse or refill this container. Triple rinse (or equivalent) promptly after emptying. Triple rinse as follows: Empty the remaining contents into application equipment or a mix tank and drain for 10 seconds after the flow begins to drip. Fill the container ¼ full with water and recap. Shake for 10 seconds after the flow begins to drip. Repeat this procedure two more times. Then offer for recycling or reconditioning, or puncture and dispose of in a sanitary landfill, or by incineration, or if allowed by state and local authorities, by burning. If burned, stay out of smoke.

IMPORTANT: READ BEFORE USE

Read the entire Directions for Use, Conditions, Disclaimer of Warranties and Limitations of Liability before using this product. If terms are not acceptable, return the unopened product container at once. By using this product, user or buyer accepts the following Conditions, Disclaimer of Warranties and Limitations of Liability.

CONDITIONS: The Directions for Use of this product are believed to be adequate and must be followed carefully. However, because of manner of use and other factors beyond Central Garden & Pet Company's control, it is impossible for Central Garden & Pet Company to eliminate all risks associated with the use of this product. As a result, crop injury or ineffectiveness is always possible. All such risks shall be assumed by the user or buyer.

DISCLAIMER OF WARRANTIES: To the extent consistent with applicable law, CENTRAL GARDEN & PET COMPANY MAKES NO OTHER WARRANTIES, EXPRESS OR IMPLIED, OR MERCHANTABILITY OR OF FITNESS FOR A PARTICULAR PURPOSE OR OTHERWISE, THAT EXTEND BEYOND THE STATEMENTS MADE ON THIS LABEL. No agent of Central Garden & Pet Company is authorized to make any warranties beyond those contained herein or to modify the warranties container herein. To the extent consistent with applicable law, Central Garden & Pet Company disclaims any liability whatsoever for special, incidental or consequential damages resulting from the use or handling of this product.

LIMITATIONS OF LIABILITY: TO THE EXTENT CONSISTENT WITH APPLICABLE LAW, THE EXCLUSIVE REMEDY OF THE USER OR BUYER FOR ANY AND ALL LOSSES, INJURIES OR DAMAGES RESULTING FROM THE USE OR HANDLING OF THIS PRODUCT, WHETHER IN CONTRACT, WARRANTY, TORT, NEGLIGENCE, STRICT LIABILITY OR OTHERWISE, SHALL NOT EXCEED THE PURCHASE PRICE PAID, OR AT CENTRAL GARDEN & PET COMPANY'S ELECTION, THE REPLACEMENT OF PRODUCT.

For information or in case of an emergency, call 1-800-248-7763.

www.bugfreegrains.com

Pyronyl™

Crop Spray

KILLS: Including but not limited to: Ants, Aphids, Bed Bugs, Black Widow Spiders, Cockroaches, Crickets, Face Flies, Fleas, Horse Flies, House Flies, Lice, Mosquitoes, Stable Flies, Stored Product Insects (including Almond Moths, Confused Flour Beetles, Granary Weevils, Indian Meal Moths, Lesser Grain Borers, Rice Weevils, Saw-toothed Grain Beetles and others listed on this label) Ticks, and Thrips

FOR USE AS: Stored Product Protection, Livestock and Poultry Spray

Refer to the label for additional use sites.

This Specimen Label is for Stored Grain Protection. View full label at www.bugfreegrains.com

ACTIVE INGREDIENTS:

Pyrethrins	6%
Piperonyl Butoxide*	60%
OTHER INGREDIENTS**:	34%
TOTAL	100%

*(butylcarbityl)(6-propylpiperonyl) ether and related compounds.

**Contains Petroleum Distillates

EPA Reg. No. 89459-26
EPA Est. No. 2724-TX-1

SPECIMEN LABEL

**KEEP OUT OF REACH OF CHILDREN
CAUTION**

See additional Precautionary Statements,
First Aid Statements and Directions for Use

FIRST AID

If swallowed	<ul style="list-style-type: none"> Immediately call a Poison Control Center or physician. Do not induce vomiting unless told to do so by a Poison Control Center or physician. Do not give any liquid to the person. Do not give anything by mouth to an unconscious or convulsing person.
If on skin or clothing	<ul style="list-style-type: none"> Take off contaminated clothing. Rinse skin immediately with plenty of water for 15-20 minutes. Call a Poison Control Center or physician for treatment advice.
If in eyes	<ul style="list-style-type: none"> Hold eye open and rinse slowly and gently with water for 15-20 minutes. Remove contact lenses, if present, after the first 5 minutes, then continue rinsing eye. Call a Poison Control Center or physician for treatment advice.

Have the product container or label with you when calling a poison control center or doctor, or going for treatment. You may contact 1-800-222-1222 for emergency medical treatment information. You may also contact the National Pesticide Telecommunication Network at 1-800-858-7378 for information including health concerns, medical emergencies or pesticide incidents.

NOTE TO PHYSICIAN: Contains petroleum distillate – vomiting may cause aspiration pneumonia.

PRECAUTIONARY STATEMENTS HAZARDS TO HUMANS & DOMESTIC ANIMALS

CAUTION: Harmful if swallowed. Causes moderate eye irritation. Avoid contact with skin, eyes or clothing. Prolonged or frequently repeated skin contact may cause allergic reactions in some individuals.

Personal Protective Equipment (PPE): Some materials that are chemical-resistant to this product are made of barrier laminate, nitrile rubber, neoprene rubber, viton or selection category E.

Mixers, loaders, applicators, and other handlers must wear the following:

- long-sleeve shirt,
- long pants,
- shoes and socks and
- chemical-resistant gloves.

In addition to the above PPE, applicators using a high pressure handwand in an enclosed area must wear at least a NIOSH-approved respirator with:

- a dust/mist filter with MSHA/NIOSH approval number prefix TC-21C or
- any R, P, or HE filter.

In addition to the above PPE, applicators using hand held foggers in an enclosed area must wear a half-face, full-face, or hood-style NIOSH-approved respirator with:

- a dust/mist filtering cartridge (MSHA/NIOSH approval number prefix TC-21C), or
- a canister approved for pesticides (MSHA/NIOSH approval number prefix TC-14G), or
- a cartridge or canister with any R, P, or HE filter.

See Engineering Controls for additional requirements.

User Safety Requirements: Follow manufacturer's instructions for cleaning/maintaining PPE. If no such instructions for washables exist, use detergent and hot water. Keep and wash PPE separately from other laundry.

Discard clothing and other absorbent materials that have been drenched or heavily contaminated with the product's concentrate. Do not reuse them.

User Safety Recommendations: Users should wash hands before eating, drinking, chewing gum, using tobacco or using the toilet. Users should remove clothing/PPE immediately if pesticide gets inside. Then wash thoroughly and put on clean clothing.

Users should remove PPE immediately after handling this product. Wash the outside of gloves before removing. As soon as possible, wash thoroughly and change into clean clothing.

ENVIRONMENTAL HAZARDS

For terrestrial applications: This product is toxic to aquatic organisms, including fish and invertebrates. Drift and runoff may be hazardous to aquatic organisms in water adjacent to treated areas. This product may contaminate water through runoff. This product has potential for runoff for several weeks after application. Poorly draining soils and soils with shallow water tables are more prone to produce runoff that contains this product.

This product is highly toxic to bees exposed to direct treatment on blooming crops or weeds. Do not apply this product or allow it to drift to blooming crops or weeds while bees are actively visiting the treatment area.

Do not apply directly to water, to areas where surface water is present or to intertidal areas below the mean high water mark.

Do not contaminate water when disposing of equipment washwaters or rinsate.

DIRECTIONS FOR USE

It is a violation of Federal law to use this product in a manner inconsistent with its labeling.

General Precautions & Use Restrictions:

-When applied to outdoor residential surfaces:

All outdoor applications must be limited to spot or crack-crevice treatments only, except for the following permitted uses: 1) Treatment to soil or vegetation around structures; 2) Applications to lawns, turf and other vegetation; 3) Applications to building foundations, up to a maximum height of 3 feet.

Other than applications to building foundations, all outdoor applications to impervious surfaces such as sidewalks, driveways, patios, porches and structural surfaces (such as windows, doors and eaves) are limited to spot and crack-and-crevice applications only.

-For surface treatment of stored grain and seed: Do not reapply within 30 days.

NON-AGRICULTURAL USE REQUIREMENTS

The requirements in this box apply to uses of this product that are NOT within the scope of the Worker Protection Standard for agricultural pesticides (40 CFR Part 170). The WPS applies when this product is used to produce agricultural plants on farms, forests, nurseries, or greenhouses.

For surface spray use:

- Except when applying to livestock and as a mosquito adulticide, do not enter or allow others to enter treated area until sprays have dried.

For space spray use:

- Except when applying as a mosquito adulticide, do not enter or allow others to enter until vapors, mists and aerosols have dispersed and the treated area has been thoroughly ventilated.

AGRICULTURAL USE REQUIREMENTS

Use this product only in accordance with its labeling and with the Worker Protection Standard, 40 CFR Part 170. This Standard contains requirements for the protection of agricultural workers on farms, forests, nurseries, and greenhouses, and the handlers of agricultural pesticides. It also contains requirements for training, decontamination, notification, and emergency assistance. It also contains specific instructions and exceptions pertaining to the statements on this label about personal protective equipment (PPE), and restricted-entry interval. The requirements in this box only apply to uses of this product that are covered by the Worker Protection Standard. Do not enter or allow worker entry into treated areas during the restricted entry interval (REI) of 12 hours.

PPE required for early entry to treated areas that is permitted under the Worker Protection Standard and that involves contact with anything that has been treated, such as plants, soil, or water, is: coveralls, chemical-resistant gloves made of any waterproof material and shoes plus socks.

USE AS A SURFACE SPRAY

IN HOMES, RESTAURANTS, FOOD PROCESSING PLANTS INDUSTRIAL INSTALLATIONS AND WAREHOUSES: To kill accessible, exposed stages of crawling insects including, but not limited to, ants, cockroaches, cadelles, cigarette beetles, confused flour beetles, dark mealworms, dried fruit beetles, drugstore beetles, grain mites, red flour beetles, rice weevils, sawtoothed grain beetles, spider beetles, yellow meal worms, dilute 1 part Pyronyl™ Crop Spray with 59 parts water and apply at the rate of 1 gallon of slurry to 750 square feet, paying special attention to force the spray into all cracks and crevices.

IN COMBINATION WITH RESIDUAL INSECTICIDES including but not limited to Centynal™ Insecticide or Diacon® IGR: To provide flushing and quick knockdown of insects, this product may be tank mixed with other insecticides at the rate of ¼ to ½ ounce (equivalent to ½ to 1 tablespoon or 7.4 ml. to 14.8 ml.) per gallon of finished spray.

IN USDA INSPECTED FACILITIES: To kill accessible, exposed stages of crawling insects including, but not limited to ants, cockroaches, cadelles, cigarette beetles, confused flour beetles, dark mealworms, dried fruit beetles, drugstore beetles, grain mites, red flour beetles, rice weevils , sawtoothed grain beetles, spider beetles, yellow mealworms, dilute 1 part of Pyronyl™ Crop Spray with 19 parts of water and apply at the rate of 1 gallon to 750 square feet, paying special attention to force the spray into all cracks and crevices.

USE AS A SPACE SPRAY

To kill crawling and flying insects in sites that include homes, restaurants, food processing plants, industrial installations and warehouses, Pyronyl™ Crop Spray may be diluted with water and applied as a space spray. For best results, close doors and windows before spraying and keep them closed for 30 minutes after treatment. Where oil residues are not undesirable, Pyronyl™ Crop Spray can be diluted in deodorized base oil instead of water and applied with mechanical, thermal or ULV applicators.

Pyronyl™ Crop Spray may be combined with Diacon® IGR at label rate when space spraying.

CRAWLING AND FLYING INSECTS: To kill accessible, exposed stages of CRAWLING INSECTS including ants, cockroaches, cadelles, cigarette beetles, confused flour beetles, dark mealworms, dried fruit beetles, drugstore beetles, grain mites, red flour mealworms and FLYING INSECTS including Angoumois grain moths, Indianmeal moths, mosquitoes, Mediterranean flour moths, small flying moths, tobacco moths, dilute 1 part of Pyronyl™ Crop Spray with 11 parts of water or oil (10.67 ounces per gallon) and apply at the rate of 1 ounce per 1000 cubic feet of space. Direct the spray towards the ceiling and upper corners of the area and behind obstructions. Keep the area closed for at least 30 minutes after treatment.

FLYING INSECTS: To kill flying insects including Angoumois grain moths, cheese skippers, fruit flies, fungus gnats, gnats, house flies, Indianmeal moths, mosquitoes, Mediterranean flour moths, small flying moths, tobacco moths, dilute 1 part of Pyronyl™ Crop Spray with 47 parts of water or oil (2.67 ounces per gallon) and apply at the rate of 1 ounce per 1000 cubic feet of space. Direct the spray towards the ceiling and upper corners of the area and behind obstructions. Keep the area closed for at least 30 minutes after treatment.

USE IN STORED PRODUCT PROTECTION

AS A GRAIN AND SEED PROTECTANT: Pyronyl™ Crop Spray may be applied to the following grains and seeds: barley, beans, birdseed, buckwheat, cocoa beans, corn, cottonseed, flax, oats, peas (field) rice, rye, sorghum and wheat to protect them from grain storage insects for approximately 8 months. Pyronyl™ Crop Spray may be used in combination with a registered fumigant for use of heavily infested stored products. Pyronyl™ Crop Spray may be mixed with Diacon® IGR.

TO KILL STORED PRODUCT INSECTS INCLUDING almond moths, Angoumois grain moths, cadelles, cigarette beetles, confused flour beetles, drugstore beetles, flat grain beetles, granary weevils, Indianmeal moths, lesser grain borers, maize weevils, Mediterranean flour moths, merchant grain beetles, red flour beetles, rice weevils, rusty grain beetles, sawtoothed grain beetles and squarenecked grain beetles, dilute at the rate of 1 part Pyronyl™ Crop Spray with 29 parts water. Thoroughly mix the emulsion and apply at the rate of 4 to 5 gallons per 1000 bushels of grain or seed as it is carried along a belt or as it enters the auger or elevator.

ON ALMONDS, PEANUTS AND WALNUTS IN BULK OR IN BAGS: To kill stored product insects including almond moths, Angoumois grain moths, ants, cadelles, cigarette beetles, confused flour beetles, drugstore beetles, flat gain beetles, granary weevils, Indianmeal moths, lesser grain borers, maize weevils, Mediterranean flour moths, merchant grain beetles, red flour beetles, rice weevils, rusty grain beetles, sawtoothed grain beetles and squarenecked grain beetles, dilute 1.33 ounces of Pyronyl™ Crop Spray per gallon of water and apply a coarse wet spray over the top of stored nuts or the outer surface of stacked bagged nuts at the rate of 4 gallons per 1000 square feet. Apply at weekly intervals for about 6 weeks and then at 15 day intervals. The first two applications should be applied at the rate of 2 gallons per 1000 square feet. Pyronyl™ Crop Spray may be mixed with Diacon® IGR.

STORAGE SITES: To treat grain and seed storage sites, warehouse bins, trucks, cargo ships and planes prior to filling with grain or seed, the site should be thoroughly cleaned by sweeping out the waste, cobwebs, and other debris on the walls and rafters as well as on floor and about the door frames, paying special attention to the material lodged in the cracks and crevices. These accumulations should be removed and burned to kill eggs and insects that might be present.

In mills and elevators, particular attention should be given to the bin hoppers to remove all grain infested accumulations. Conveying equipment should also be made clean and free of trash deposits that could maintain an infestation. For farms, specific attention should be given to cleaning up and around the used feed and grain bags, grain residues from wagons, harvesting equipment and feed troughs. Newly harvested grain should not be place in the same bin with carry-over grain and all carry-over grain stocks not treated with grain protectant should be fumigated. These cleaning operations should be done within two or three weeks before harvest.

To treat the storage site prior to using it for storage, dilute 1 part of Pyronyl™ Crop Spray with 59 parts of water (2.1 fl. oz. Pyronyl™ Crop Spray with 1 gallon of water) and apply to walls, floors, ceilings, and partition boards at the rate of one gallon per 750 sq. feet. It is important to thoroughly treat all crack and crevices. Pyronyl™ Crop Spray may be mixed with Diacon® IGR.

STORAGE AND DISPOSAL

Do not contaminate water, food or feed by storage or disposal.

PESTICIDE STORAGE AND SPILL PROCEDURES: Store upright at room temperature. Avoid exposure to extreme temperatures. In case of spill or leakage soak up with absorbent material such as sand, sawdust, earth, fuller's earth, etc. Dispose of with chemical waste.

PESTICIDE DISPOSAL: Pesticide, spray mixture, or rinse water that cannot be used according to label instructions must be disposed of at or by an approved waste disposal facility.

CONTAINER DISPOSAL: Non-refillable container. Do not reuse or refill this container. Clean container promptly after emptying. (Containers 5 gallons or less) Triple rinse as follows. Empty the remaining contents into application equipment or a mix tank and drain for 10 seconds after the flow begins to drip. Fill the container ¼ full with water (or solvent used to dilute product) and recap. Shake for 10 seconds. Pour rinsate into applicant equipment or a mix tank or store rinsate for later use or disposal. Drain for 10 seconds after the flow begins to drip. Repeat this procedure two more times. Then, offer for recycling or reconditioning, or puncture and dispose of in a sanitary landfill, or by other procedures approved State and local procedures. (for containers greater than 5 gallons) Triple rinse as follows: Empty the remaining contents into application equipment or a mix tank. Fill the container ¼ full with water (or solvent used to dilute product). Replace and tighten closures. Tip container on its side and roll it back and forth, ensuring at least one complete revolution for 30 seconds. Stand the container on its end and tip it back and forth several times. Then offer for recycling or reconditioning, or puncture and dispose of in a sanitary landfill, or by other approved State and local procedures.

www.bugfreegrains.com

Central Garden & Pet Company, 1501 East Woodfield Road, 200W, Schaumburg, Illinois 60173

NOTE: This specimen label is for informational purposes only. All uses may not be approved in all states. See product labeling for use directions.

Pyronyl is a trademark of Wellmark International. © 2015, 2017 Wellmark International.

AG 17-015

PBO-8[®]

Synergist

FOR USE IN: residential dwellings or indoors in commercial or institutional buildings (including food processing and handling areas), turf and ornamentals, crops (including greenhouses and nurseries), on livestock, and livestock housing.

An emulsifiable concentrate containing 8 lbs. of piperonyl butoxide per gallon.

- Condensed specimen label – view full specimen label at www.bugfreegrains.com

SPECIMEN LABEL

ACTIVE INGREDIENTS:

Piperonyl Butoxide* 91.3%

OTHER INGREDIENTS:..... 8.7%

TOTAL: 100.0%

*(butylcarbityl)(6-propylpiperonyl) ether and related compounds.

KEEP OUT OF REACH OF CHILDREN
CAUTION

See Additional Precautionary Statements and Directions for Use

EPA Reg.No. 89459-33

EPA Est. No. 2724-TX-1

PRECAUTIONARY STATEMENTS
HAZARDS TO HUMANS AND DOMESTIC ANIMALS

CAUTION: Harmful if swallowed or absorbed through the skin. Avoid contact with skin, eyes or clothing. Wear long-sleeved shirt and long pants, socks and shoes and chemical-resistant gloves (such as barrier laminate, butyl rubber, nitrile rubber, neoprene rubber, polyvinyl chloride or viton (Selection Category C).

FIRST AID

If on skin or clothing	<ul style="list-style-type: none"> • Take off contaminated clothing. • Rinse skin immediately with plenty of water for 15-20 minutes. • Call a poison control center or doctor for treatment advice.
If swallowed	<ul style="list-style-type: none"> • Call a poison control center or doctor immediately for treatment advice. • Have person sip a glass of water if able to swallow. • Do not induce vomiting unless told to do so by a poison control center or doctor. • Do not give anything by mouth to an unconscious or convulsing person.
If in eyes	<ul style="list-style-type: none"> • Hold eye open and rinse slowly and gently with water for 15-20 minutes. • Remove contact lenses, if present, after the first 5 minutes, then continue rinsing eye. • Call a poison control center or doctor for treatment advice. <p style="text-align: right;"><i>(continued)</i></p>

If inhaled	<ul style="list-style-type: none"> • Move person to fresh air. • If person is not breathing, call 911 or an ambulance, then give artificial respiration, preferably by mouth-to-mouth, if possible. • Call a poison control center or doctor for further treatment advice.
HOT LINE NUMBER: Have the product container or label with you when calling a poison control center or doctor, or going for treatment. You may also contact 1-800-347-8272 for emergency medical treatment information.	

Personal Protective Equipment (PPE):

Mixers, loaders, applicators and other handlers must wear the following: long sleeved shirt and long pants, shoes and socks and chemical-resistant gloves.

In addition to the above PPE, mixers and loaders supporting aerial applications to forests and/or applicators using a high pressure hand wand in an enclosed area must wear at least a NIOSH-approved respirator with a dust/mist filter with MSHA/NIOSH approval number prefix TC-21C or any N, R, P or HE filter.

In addition to the above PPE, applicators using hand held foggers in an enclosed area must wear a half-face, full-face, or hood-style NIOSH-approved respirator with a dust/mist filtering cartridge (MSHA/NIOSH approval number prefix TC-14G), or a cartridge or canister with any N, R, P or HE filter. See Engineering Controls for additional requirements.

User Safety Requirements: Follow manufacturer's instructions for cleaning/maintaining PPE. If no such instructions for washables exist, use detergent and hot water. Keep and wash PPE separately from other laundry. Discard

clothing and other absorbent materials that have been drenched or heavily contaminated with the product's concentrate. Do not reuse them.

Engineering Controls: Pilots must use an enclosed cockpit that meets the requirements listed in the Worker Protection Standard (WPS) for agricultural pesticides [40 CFR 170.240(d)(6)]. Human flagging is prohibited. Flagging to support aerial application is limited to use of the Global Positioning System (GPS) or mechanical flaggers.

User Safety Recommendations:

Users should wash hands before eating, drinking, chewing gum, using tobacco or using the toilet. Users should remove clothing/PPE immediately if pesticide gets inside, then wash thoroughly and put on clean clothing. Users should remove PPE immediately after handling this product. Wash the outside of gloves before removing. As soon as possible, wash thoroughly and change into clean clothing.

ENVIRONMENTAL HAZARDS

This product is toxic to aquatic organisms, including fish and invertebrates. Drift and run-off may be hazardous to aquatic organisms in water adjacent to treated areas. This product has the potential to contaminate water through run-off. This product has a potential for run-off for several weeks after application. Poorly draining soils and soils with shallow water tables are more prone to produce run-off that contains this product.

Do not apply directly to water, to areas where surface water is present or to intertidal areas below the mean high water mark. Do not contaminate water when disposing of equipment washwaters or rinsate.

Do not discharge effluent containing this product into lakes, streams, ponds, estuaries, oceans, or other waters unless in accordance with the requirements of a National Pollution Discharge Elimination System (NPDES) permit, and the permitting authority has been notified in writing prior to discharge. Do not discharge effluent containing this product to sewer systems without previously notifying the local sewage treatment plant authority. For guidance, contact your State Water Board or Regional Office of the EPA.

PHYSICAL AND CHEMICAL HAZARDS

Do not use or store near heat or open flame.

DIRECTIONS FOR USE

It is a violation of Federal law to use this product in a manner inconsistent with its labeling.

USE RESTRICTIONS

This product is an emulsifiable concentrate for use as an additive in insecticides and acaricides to improve control of insects and mites. This product aids in reducing oxidative resistance that can develop in insects and mites. This product has no insecticidal effect of its own.

•Apply this product only as specified on this label.

•Do not contaminate food or feedstuffs.

•Except when applying to livestock, dairy and poultry animals, do not apply this product in a way that will contact workers or other persons, either directly or through drift.

•Except when applying to livestock, dairy and poultry animals, only protected handlers may be in the treatment area during application. Do not enter or allow others to enter the treated area until vapors, mists, and aerosols have dispersed, and the treated area has been thoroughly ventilated.

•Not for use in outdoor residential misting systems (indoor or outdoor). Do not use in nurseries or rooms where infants, ill or aged persons are confined. Do not place metering device directly over or within 8 feet of exposed food, dishes, utensils, food processing equipment and food handling or preparation areas. If the device works on an automatic timer, set the timing for application when people, pets, and/or food are unlikely to be present. If the device works when a person operates a remote activation

(continued)

device, then application of this pesticide when people, pets, and food are present is prohibited. Direct nozzle to spray towards the target area and away from areas where people are typically present. The pesticide container must be locked. Do not install within 3 feet of air vents, air conditioner units, or windows. Carefully follow directions for the dispenser unit when installing the dispenser and replacing cans or conducting maintenance.

•Do not use in aircraft cabins.

•Do not wet articles to point of run-off or drip. Do not use treated articles until spray has dried.

•Do not wet plants to point of run-off or drip.

•Do not apply this product directly into sewers or drains, or to any area like a gutter where drainage to storm sewers, storm drains, water bodies, or aquatic habitat can occur. Do not allow this product to enter any drain during or after application.

•Do not make applications when heavy rain is expected or during rain.

•Not for use in outdoor residential misting systems.

•Do not remain in treated area. Exit area immediately and remain outside the treated area until aerosols, vapors and/or mists have dispersed.

•Remove or cover exposed food and drinking water before application. Remove or cover dishes, utensils, food processing equipment and food preparation surfaces, or wash them before use.

•When used in dairy barns or facilities: Close milk bulk tank lids to prevent contamination from spray and from dead or falling insects. Remove or cover milking utensils before application. Wash teats of animals before milking.

•For agricultural premises, commercial animal housing and equipment, direct application to non-domestic animals/livestock, greenhouse grown ornamental, flowering and foliage plants and outdoor ornamentals and lawns: Do not apply more than 1 time per day.

•For food crops grown outdoors or in greenhouses in agricultural settings: Do not apply more than 10 times per season. Do not reapply within 3 days except under extreme pest pressure. In case of extreme pest pressure, do not reapply within 24 hours. Do not apply to cotton within 14 days of seed harvest.

•For indoor food handling/processing facilities: Do not make space spray applications when facility is in operation. Prior to space spray applications, cover or remove food. Prior to space spray applications, cover food processing surfaces or clean after treatment and before use. Do not apply more than 1 time per day.

•For post-harvest application to vegetables, fruits and nuts: Do not apply more than 1 time per day. Do not reapply within 7 days. Do not apply more than 10 times to sweet potatoes.

•For post-harvest application to stored grain and seed: Do not reapply within 30 days.

•For food stored in bags: Direct application to food contact surfaces is prohibited.

•For any requirements specific to your State or Tribe, consult the agency responsible for pesticide regulation.

•Remove pets, birds, and cover fish aquariums before spraying.

AGRICULTURAL USE REQUIREMENTS

Use this product only in accordance with its labeling and with the Worker Protection Standard, 40 CFR, Part 170. This Standard contains requirements for the protection of agricultural workers on farms, forests, nurseries, and greenhouses, and handlers of agricultural pesticides. It contains requirements for training, decontamination, notification, and emergency assistance. It also contains specific instructions and exceptions pertaining to the statements on this label about personal protective equipment (PPE), and restricted-entry interval. The requirements in this box only apply to uses of this product that are covered by the Worker Protection Standard.

(continued)

Do not enter or allow worker entry into treated areas during the restricted-entry interval (REI) of 12 hours. PPE required for early entry to treated areas that is permitted under the Worker Protection Standard and that involves contact with anything that has been treated, such as plants, soil, or water, is: coveralls, chemical-resistant gloves, such as barrier laminate, or butyl rubber, or nitrile rubber, or neoprene rubber, or PVC, or viton, and shoes plus socks.

NON-AGRICULTURAL USE REQUIREMENTS

The requirements in this box apply to uses of this product that are NOT within the scope of the Worker Protection Standard for agricultural pesticides (40 CFR, Part 170). The WPS applies when this product is used to produce agricultural plants on farms, forests, nurseries, or greenhouses.

For surface spray use: Except when applying to livestock, dairy and poultry animals, do not enter or allow others to enter treated area until sprays have dried.

For space spray use: Do not enter or allow others to enter until vapors, mists, or aerosols have dispersed and the treated area has been thoroughly ventilated.

TANK MIXES: Tank mixing or use of this product with any other product which is not specifically and expressly authorized by the label shall be the exclusive risk of user, applicator, and/or application advisor. Read and follow the most restrictive label instructions and precautions of all products in a tank mix.

APPLICATION INSTRUCTIONS

This product may be applied using ground equipment sprayers, hand-held sprayers, power sprayers, foggers, ULV applicators, or by chemigation.

Not for use in outdoor residential misting systems.

NON-CROP USES

This product may be mixed with insecticides registered for use in the following areas: Residential dwellings or indoors in commercial or institutional buildings including houses (indoor or outdoor), multiple unit housing, hotels, schools, restaurants, food processing facilities, food storage facilities, bakeries, healthcare facilities, warehouses, office buildings, factories, industrial facilities. Do not use in aircraft cabins.

For correct rate of insecticide, refer to the label of the tank-mix insecticide.

When used as a space spray, do not exceed 0.4 fl oz of this product per 1,000 cu ft of treated area. Do not apply more than 1 time per day. Thoroughly ventilate the treated area before re-entry or reoccupying.

If used as a crack and crevice or broadcast surface spray, do not exceed 8 fl oz of this product per 1,000 sq ft of treated area. Do not apply more than 1 time per day.

For metered-release device space sprays, do not exceed 0.8 fl oz of this product per 1,000 cu ft of treated area. Do not apply more than 1 time per day.

FOOD HANDLING ESTABLISHMENTS

(Places other than private residences in which food is held, processed, prepared or served)

NON-FOOD AREAS: This product may be used to treat non-food areas such as garbage rooms, lavatories, entries and vestibules, offices, locker rooms, machine rooms, boiler rooms, garages, mop closets and storage (after canning or bottling).

FOOD AREAS: This product can be used to treat food areas of food handling establishments, restaurants or other areas where foods are commercially prepared or served.

POST-HARVEST APPLICATION TO FOOD COMMODITIES

Do not apply this product except in mixture with an insecticide registered for use in post-harvest application to food commodities. Carefully follow label directions for the insecticide being used. This product may be added to appropriately labeled insecticides on: potatoes, tomatoes, peas, sweet potatoes, apples, blackberries, blueberries, boysenberries, cherries, crabapples, currants, dewberries, figs, gooseberries, grapes, guava, loganberries, mangoes, muskmelons, oranges, peaches, pears, pineapples, plums, raspberries, almonds, walnuts, copra and peanuts.

When used as a space spray to fruits, vegetables and copra, do not exceed 0.16 fl oz of this product per 1,000 cu ft of space treated. When used as a surface application to the commodities listed, do not exceed 1.6 fl oz of product per 1,000 sq ft of treated area. When used as a surface application to fruit or tomatoes in baskets or hampers, do not exceed 0.013 fl oz of this product per 1,000 lb of fruit. When used as a dip or spray, do not exceed 0.64 fl oz of this product per 10 gallons of water.

STORED GRAIN AND SEED

Maximum rates are listed below. Do not reapply within 30 days.

barley	0.53 fl oz per 100 lb commodity
beans	0.43 fl oz per 100 lb commodity
lima beans	0.46 fl oz per 100 lb commodity
birdseed	0.51 fl oz per 100 lb commodity
buckwheat	0.53 fl oz per 100 lb commodity
cocoa beans	0.59 fl oz per 100 lb commodity
corn	0.46 fl oz per 100 lb commodity
cottonseed	0.91 fl oz per 100 lb commodity
flax	0.46 fl oz per 100 lb commodity
grain sorghum	0.46 fl oz per 100 lb commodity
oats	0.80 fl oz per 100 lb commodity
field peas	0.43 fl oz per 100 lb commodity
rice	0.58 fl oz per 100 lb commodity
rye	0.46 fl oz per 100 lb commodity
wheat (club, common, durum) (emmer, spelt)	0.43 fl oz per 100 lb commodity 0.64 fl oz per 100 lb commodity

FOOD STORED IN BAGS

Storage areas containing food in impermeable bags may be treated with a space spray. Do not exceed 0.4 fl oz of this product per 1,000 cu ft of space treated. Direct application to food contact surfaces is prohibited.

OUTDOOR AGRICULTURAL PREMISES

When used as a broadcast surface spray application, do not exceed 0.32 fl oz of this product per 1,000 sq ft treated (16 fl oz per acre). For crack and crevice or spot surface sprays (including applications for fire ants or turf diagnostic aid), do not exceed 8 fl oz of this product per 1,000 sq ft of space treated.

Do not apply more than 1 time per day.

STORAGE AND DISPOSAL

Do not contaminate water, food, or feed by storage or disposal. Open dumping is prohibited.

PESTICIDE STORAGE: If container is damaged: Stop leaks by repositioning the container or by patching or otherwise repairing the leaks. Take care to avoid contact with the pesticide and wear protective gear. On clean up of spilled liquids, wear protective equipment as required to prevent contact with the product or its vapors. Cover the spilled areas with generous amounts of absorbent material, such as clay, diatomaceous earth, sand or sawdust. Sweep the contaminated absorbent onto a shovel and put the sweepings into a salvage drum. Dispose of wastes as below. Place any leaking container into a similar drum or glass container. Do not store, use, pour or spill near heat or open flames.

PESTICIDE DISPOSAL: Wastes resulting from the use of this product may be disposed of on site or at an approved waste disposal facility.

CONTAINER DISPOSAL: Nonrefillable container. Do not reuse or refill this container. Triple rinse container (or equivalent) promptly after emptying. Triple rinse as follows: Empty the remaining contents into application equipment or a mix tank and drain for 10 seconds after the flow begins to drip. Fill the container ¼ full with water and recap. Shake for 10 seconds. Pour rinsate into application equipment or a mix tank or store rinsate for later use or disposal. Drain for 10 seconds after the flow begins to drip. Repeat this procedure two more times. Then, offer for recycling if available or reconditioning if appropriate or puncture and dispose of in a sanitary landfill or by other procedures approved by state and local authorities.

CONDITIONS OF SALE AND LIMITATION OF WARRANTY AND LIABILITY

NOTICE: Read the entire Directions for Use and Conditions of Sale and Limitation of Warranty and Liability before buying or using this product. If the terms are not acceptable, return the product at once, unopened, and the purchase price will be refunded.

The Directions for Use of this Product must be followed carefully. It is impossible to eliminate all risks inherently associated with the use of this product. Ineffectiveness or other unintended consequences may result because of such factors as manner of use or application, weather, presence of other materials or other influencing factors in the use of the product, which are beyond the control of Central Garden & Pet Company or Seller. To the extent consistent with applicable law, all such risks shall be assumed by Buyer and User, and Buyer and User agree to hold Central Garden & Pet Company and Seller harmless for any claims relating to such factors.

Central Garden & Pet Company warrants that this product conforms to the chemical description on the label and is reasonably fit for the purposes stated in the Directions for Use, subject to the inherent risks referred to above, when used in accordance with directions under normal use conditions. This warranty does not extend to the use of this product contrary to label instructions, or under abnormal conditions or under conditions not reasonably foreseeable to or beyond the control of Seller or Central Garden & Pet Company, and Buyer and User assume the risk of any such use. To the extent consistent with applicable law, Central Garden & Pet Company MAKES NO WARRANTIES OF MERCHANTABILITY OR OF FITNESS FOR A PARTICULAR PURPOSE NOR ANY OTHER EXPRESS OR IMPLIED WARRANTY EXCEPT AS STATED ABOVE.

To the extent consistent with applicable law, Central Garden & Pet Company or Seller shall not be liable for any incidental, consequential or special damages resulting from the use or handling of this product. To the extent consistent with applicable law, THE EXCLUSIVE REMEDY OF THE USER OR BUYER, AND THE EXCLUSIVE LIABILITY OF CENTRAL GARDEN & PET COMPANY AND SELLER FOR ANY AND ALL CLAIMS, LOSSES, INJURIES OR DAMAGES (INCLUDING CLAIMS BASED ON BREACH OF WARRANTY, CONTRACT, NEGLIGENCE, TORT, STRICT LIABILITY OR OTHERWISE) RESULTING FROM THE USE OR HANDLING OF THIS PRODUCT, SHALL BE THE RETURN OF THE PURCHASE PRICE OF THE PRODUCT OR, AT THE ELECTION OF CENTRAL GARDEN & PET COMPANY OR SELLER, THE REPLACEMENT OF THE PRODUCT.

Central Garden & Pet Company and Seller offer this product, and Buyer and User accept it, subject to the foregoing Conditions of Sale and Limitation of Warranty and Liability, which may not be modified except by written agreement signed by a duly authorized representative of Central Garden & Pet Company.



www.bugfreegrains.com

